

Quantum



To discover more space, take a Quantum leap...

THE QUANTUM PANEL VAN

Ever in search of more accommodating ways to transport more and more people and more and more cargo across an overcrowded planet, Toyota designers and engineers took a quantum leap. The Quantum Panel Van is available in standard or super long wheel base versions and 2.7 litre petrol and 2.5 D-4D models.

Here, at last, is the space you need to operate your business.



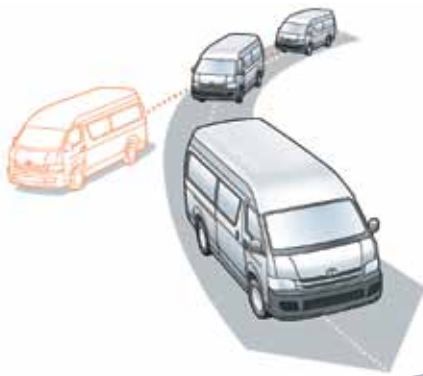
... into comfort and safety

THE QUANTUM BUS

is designed around the comfort and safety of passengers and features vinyl floors, privacy glass and a high roof over the aisle that makes for easy access to all seats. Both the 10-seater and 14-seater models offer superb flexibility and space, with the 14-seater also able to seat 10 passengers and an impressive amount of luggage. In spite of its ample proportions, both Quantum Buses only require a code B driver's licence and are available in a 2.5 litre petrol and 2.7 litre D-4D.



ALL-DAY CONVENIENCE. A front-loading CD player, air conditioning, height adjustable steering wheel, power steering and electrically adjustable front windows all combine in the Bus to enhance passenger and driver comfort and convenience.



THE ANTI-LOCK BRAKING SYSTEM. ABS prevents wheels from locking up during emergency braking and provides vehicle stability and increased steering response, allowing the driver more control when swerving to avoid obstacles.

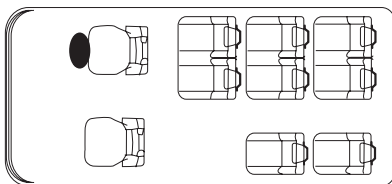


AIRBAGS. The Panel Van comes with a driver airbag while the Bus is equipped with driver and front passenger airbags. (Actual airbags may differ from illustration.)

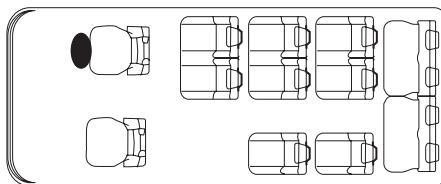


MAXIMUM INDIVIDUAL COMFORT

With every seat designed to fit an individual, comfort is guaranteed, and safety maximised, as every seat has its own seatbelt.



10-SEATER BUS CONFIGURATION



14-SEATER BUS CONFIGURATION



O58 IVORY WHITE



1E7 QUICKSILVER METALLIC

DISCLAIMER: The information contained in this leaflet is provided as is and without any warranties of any kind, whether expressed or implied, including but not limited to, implied warranties of satisfactory quality, fitness for a particular purpose and/or correctness. The contents of this leaflet are for general information purposes only and do not constitute advice. Toyota Motor Corporation of Japan and Toyota South Africa Motors (Pty) Limited does not represent or warrant that the information and/or specifications contained in this leaflet are accurate, complete or current and specifically stipulates that certain vehicle details and specifications contained in this leaflet may differ in available models. Therefore, neither Toyota Motor Corporation of Japan nor Toyota South Africa Motors (Pty) Limited make any warranties or representations regarding the use of the content, details, specifications, or information contained in this leaflet in terms of their correctness, accuracy, adequacy, usefulness, timeliness, reliability or otherwise, in each case to the fullest extent permitted by law.

Specifications take a Quantum leap forward

	2.7 14-seater Bus Petrol	2.5 D-4D 14-seater Bus Diesel	2.7 10-seater Bus Petrol	2.5 D-4D 10-seater Bus Diesel	2.7 LWB Panel Van Petrol	2.5 D-4D LWB Panel Van Diesel	2.7 Panel Van Petrol	2.5 D-4D Panel Van Diesel
Engine and Drivetrain								
Maximum power (kW @ r/min)	111 @ 4800	75 @ 3600	111 @ 4800	75 @ 3600	111 @ 4800	75 @ 3600	111 @ 4800	75 @ 3600
Maximum torque (Nm @ r/min)	241 @ 3800	260 @ 1600 - 2400	241 @ 3800	260 @ 1600 - 2400	241 @ 3800	260 @ 1600 - 2400	241 @ 3800	260 @ 1600 - 2400
Twincam multi-valve EFI petrol engine with VVT-i	With twin balance shafts		With twin balance shafts		With twin balance shafts		With twin balance shafts	
Turbo charged common rail diesel engine		•		•		•		•
Transmission	5-speed manual	5-speed manual	5-speed manual	5-speed manual	5-speed manual	5-speed manual	5-speed manual	5-speed manual
Front suspension: Independent double wishbone	•	•	•	•	•	•	•	•
Rear suspension: Rigid axle, leaf springs	•	•	•	•	•	•	•	•
Wheels and tyres	15" steel	15" steel	15" steel	15" steel	15" steel	15" steel	15" steel	15" steel
Body and Styling								
Colour coded bumpers	•	•	•	•				
Chrome plated front grille and door handles	•	•	•	•				
Tinted windows	With rear privacy glass	With rear privacy glass	With rear privacy glass	With rear privacy glass	•	•	•	•
Sliding side door	1	1	1	1	2	2	1	1
Comfort and Convenience								
Rack and pinion power steering	•	•	•	•	•	•	•	•
Steering column adjustments	Tilt	Tilt	Tilt	Tilt	Tilt	Tilt	Tilt	Tilt
Air conditioner	•	•	•	•	Optional	Optional	Optional	Optional
Cup holders	•	•	•	•	•	•	•	•
Radio and front-loading CD player	•	•	•	•				
Front electrically adjustable windows	•	•	•	•	•	•	•	•
Semi-reclining rear seats	•	•	•	•				
Fold-up fifth row seats	•	•						
Remote fuel flap release	•	•	•	•	•	•	•	•
Safety and Security								
Double wishbone front impact absorbing structure	•	•	•	•	•	•	•	•
Front door impact beams	•	•	•	•	•	•	•	•
ABS (Anti-lock Braking System)	•	•	•	•	•	•	•	•
BAS (Brake Assist System)	•	•	•	•	•	•	•	•
Driver and front passenger airbags	•	•	•	•	Driver side only	Driver side only	Driver side only	Driver side only
Front safety belt pretensioners	•	•	•	•	•	•	•	•
Safety belts for all occupants	•	•	•	•	•	•	•	•
Head restraints	14	14	10	10	2	2	2	2
Brake system load sensing, proportioning and bypass valve	•	•	•	•	•	•	•	•
High mounted LED brake light	•	•	•	•	•	•	•	•
Immobiliser and central locking	•	•	•	•	•	•	•	•
ToyotaCare Microdot System	•	•	•	•	•	•	•	•
Dimensions, Capacities, Weights and Clearances								
Length (mm)	5380	5380	4840	4840	5380	5380	4695	4695
Width (mm)	1880	1880	1880	1880	1880	1880	1695	1695
Height (mm)	2285	2285	2105	2105	2285	2285	1980	1980
Load volume (m ³)					9.8	9.8	6	6
Load capacity (mm)					1355	1285	1135	1070
Load area: length (mm)					3470	3470	2930	2930
Load area: width (mm)					1730	1730	1545	1545
Load area: height (mm)					1635	1635	1335	1335
Fuel tank capacity (litres)	70	70	70	70	70	70	70	70
Ground clearance (mm)	185	185	185	185	195	195	195	195
Towing capacity (kg): unbraked trailer	400	400	400	400	400	400	400	400
Towing capacity (kg): trailer with overrun brake	1400	1000	1400	1000	1400	1000	1400	1000
Minimum turning circle (tyres) (mm)	12.4	12.4	10.6	10.6	12.4	12.4	10	10
Seat capacity including driver	14	14	10	10	3	3	3	3